



specifications:

Isuzu N75.190(E) Box

7.5T GVW / EURO VI-E (Easyshift transmission) 4x2 rigid



Axle weights (kg)			
UK standard vehicle plated weights (kg)	GVW	7500	7500
	GTW (Standard)	8250	8250
	GTW (Optional)	11000	11000
UK Axle design weights (kg)	Front	3100	3100
	Rear	5800	5800

Weights (kg) PROVISIONAL			
Cab type		day	day
Tail lift type		Column	Tuckaway
Wheelbase	WB	4475	4475
Vehicle Mass Unladen	Front	1920	1980
	Rear	2582	2552
Total		4502	4532
GVW		7500	7500
Payload Allowance		2998	2968
Max. Permissible Trailer Weight		3500	3500

Dimensions (mm)			
Overall Length	OAL		8300 8200
Body Length		Internal Body Length	6096 6096
Body Width	OVW	External Body Width	2439 2439
Body Height	OH	Internal Body Height	2388 2388

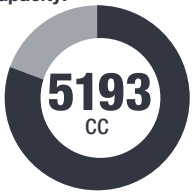
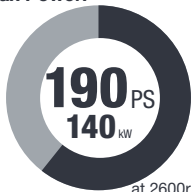
Features			
Underframe	Galvanised steel sub frame long runners, galvanised steel cross bearers @ 16" pitch, lift up aluminium side guards	Yes	Yes
Rear Aperture	Rear wide lath shutter with maximum security lock	Yes	No
	Rear barn doors pre painted white with external locking gear	No	Yes
Flooring	18mm wisadeck floor	Yes	Yes
Lighting	2 internal LED lights with PIR, all LED marker lamps fitted to legal requirements	Yes	Yes
Sides	14mm GRP panel sides	Yes	Yes
Options included	2 rows of loadlok track fitted to sides, kick strip all around. Air deflector and side collars. 5 recessed lashing rings each side of floor.	Yes	Yes
	Pull out ladder step	No	Yes
Tail lift	DHOLLANDIA 1000kg column tail lift with 900mm deep platform and hinged ramps to rear	Yes	No
	DHOLLANDIA 1000kg tuck away tail lift with 1050mm deep platform, trolley stops and wander lead control	No	Yes

1. Unladen weights excludes driver, fuel and AdBlue®. Includes spare wheel and carrier. (Tolerance +/- 3%). 2. The bodybuilder has ensured all legal requirements have been met. 3. Isuzu Truck (UK) Ltd. shall have no liability whatsoever should the information supplied have incorrect data, descriptions or illustrations.

N75.190(E) Box Mechanical Specification (standard equipment)

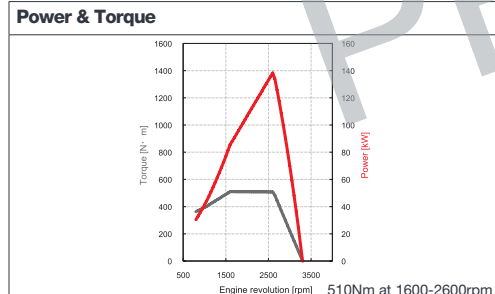
EURO VI-E

POWER & TORQUE CHASSIS DETAILS

Engine	
Make & model:	4HK1E6-E Isuzu turbo intercooled OHC 4 cylinder diesel with DPD & SCR.
Bore x stroke:	115 x 125mm
Capacity:	Max Power:
	
	at 2600rpm

Transmission	
Make & model:	Isuzu electro hydraulic controlled 6 speed synchromesh MZZ6F with fully automated and sequential shift modes.
Ratios:	1st - 6.369; 2nd - 3.767; 3rd - 1.966; 4th - 1.355; 5th - 1.000; 6th - 0.782; Reverse - 6.369
Rear Axle Ratio:	4.10:1

Clutch	
Type:	Fluid hydrokinetic coupling with lock-up clutch.



Electrical	
Type:	2x12V, 670CCA, 110Ah batteries (24V) with 90A alternator.



Tyres/Wheels	
Tyres:	215/75 R17.5 radial.
Wheels:	6.00J x 17.5, 6-stud.
Spare:	1 x wheel and tyre.

Frame	
Type:	Parallel ladder type channel section straight side rails, rivet less upper flange.

Axles	
Front:	Reverse Elliott I-Beam.
Rear:	Banjo fully floating.

Suspension	
Front:	Parabolic alloy steel springs with hydraulic shock absorbers and anti roll bar.
Rear:	Semi-elliptical alloy steel springs with hydraulic shock absorbers and anti roll bar.

Brakes	
System:	Vacuum servo assisted hydraulic dual line with ABS, EBD, EVSC and ASR. Exhaust brake. Advanced Emergency Braking System (AEBS) for pedestrians.
Front:	310mm ventilated discs with asbestos free pads.
Rear:	310mm ventilated discs with asbestos free pads.
Park:	Mechanical drum brake rear of transmission.

Fuel Tank	
Capacity:	AdBlue®:
	

CAB FEATURES

Cab Exterior	
Type:	Hexapod, white all-steel with roof outline markers.
Features:	Manual tilt to 45 deg. Tinted windscreen. Chrome radiator grille. Plastic resin non-slip entry steps. 90 deg. opening doors. Zinc galvanised frame structure. Steel reinforced composite front bumper with fog and daytime running lamps. Two halogen head lamps with indicators. Front mudguards with spray suppression. Aluminium rear under run bar protection (R58.03)

Cab Interior	
Features:	Flame-resistant interior trim. Vinyl floor matting. Pillar mounted entrance grab handles both sides. Driver & passenger SRS airbags.

Seats (cloth)	
Features:	Driver's fully adjustable suspension seat with head restraint. Dual passenger seat, folding back centre with tray. Driver and outer passenger retractable diagonal seat belts, with pre-tensioner. Centre seat lap belt. Upholstery shade upgrade.

Vision	
Features:	Large foldable, heated mirrors. Interior rear view mirror on collapsible mounting. Driver and passenger sun visors. Deep cut side windows to reduce blind spots. Electric windows with driver control and lock.

Steering	
Features:	Recirculating ball type with full integral hydraulic power assistance. Tilt and telescopic steering column.

Instruments	
Features:	Speedometer with odometer & trip. Rev counter. Fuel gauge. Engine coolant temperature. Multi-information display provides information on servicing, emissions and fuel economy. Digital Tachograph 4.0 Stoneridge.

Switches & Electrical	
Features:	Cruise control. Combination stalk incorporating headlamps, indicators, fog lamps, washers and wipers, and exhaust brake. Auto lights. Steering wheel horn. Engine idle control. Headlamp levelling. Engine quick warm up. Cigarette lighter. Reverse warning. DPD. EVSC, ASR and LDWS control. Electronic vehicle speed limiter set at 56 mph (90 kph). First gear start. Economy mode. Hazard warning lights. Kenwood DAB radio with Bluetooth (Sat Nav option available).

Warning/Indicator Lamps	
Features:	Battery charge. Oil pressure. Low fuel. Glow plug operation. High beam and indicators. Park brake warning. Fuel/water separator. Check engine. DPD operation. Engine overheat. AdBlue® level. EVSC, LDWS, ABS. Exhaust brake operation. Front and rear fog lights. Seat belt warning and reminder. Brake fluid level. SRS air bag. Brake vacuum loss. Gear position indicator. Cab tilt lock warning. Airbag pictogram. AEBS warning.

Tool Kit	
Features:	Jack with a small selection of hand tools.

SAFETY & SECURITY

R29 cab strength:	Complies with ECE-R29 cab strength standard.
Central locking:	Central locking with remote keyless entry and immobiliser.
Lane departure warning system:	Stereo camera monitor, alerts driver with a warning buzzer and LCD monitor.
Advanced Emergency Braking System (AEBS):	Utilizes stereo camera system to reduce collision damage.

WARRANTY

All chassis cabs come with a 3 year unlimited mileage warranty and roadside assistance as standard. Box bodies come with the bodybuilder's 12 month warranty. Terms and conditions apply.

Isuzu-backed Repair and Maintenance contracts available upon request.

For further information please contact your local dealer or phone us direct:

01707 282930 | www.isuzutruck.co.uk

