



**N35.125**  
**GRAFTER**   
**GREEN**

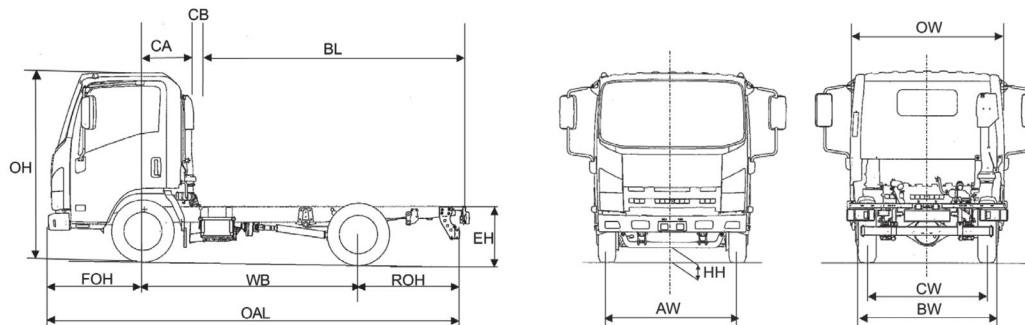
Chassis Cab



**specifications:**

# Isuzu 'Grafter Green' N35.125(SE) Light 3.5T GVW / EURO 6

4x2 rigid single rear wheels



Axle weights (kg)		
UK maximum Vehicle Weights (kg)	GVW	3500
	GTW*	7000
UK Axle design weights (kg)	Front	1900
	Rear	2000

Weights (kg)		
Cab type		day
Wheelbase	WB	2500
Vehicle Mass Unladen	Front	1330
	Rear	470
<b>Total</b>		<b>1800</b>
GVW		3500
<b>Body &amp; Payload Allowance</b>		<b>1700</b>
Max. Permissible Trailer Weight*		3500

Dimensions (mm)		
Overall Length	OAL	4760
Overhang - Front	FOH	1100
Overhang - Rear	ROH	1110
Cab Gap	CB	130
C/L Front Axle to Rear of Cab	CA	463
Recommended Body Length	BL	3200
Chassis Frame Width		700
Recommended Body Width		1945
Recommended Maximum Body Width		2275**
Cab Width	OW	1770
Overall Height (Unladen)	OH	2145
Chassis Height (Unladen)	EH	730
Minimum Road Clearance	HH	195
Track - Front	AW	1395
Track - Rear	CW	1395
Rear Axle Width	BW	1645

\*Tachograph regulations may apply  
\*\*Wide mirror arms apply at extra cost

1. Unladen weights excludes driver and fuel. Includes spare wheel + carrier (Tolerance +/- 3%). Spare wheel and carrier 38kg.  
2. Body lengths are given as a guide only. Bodybuilders are responsible for ensuring all legal requirements are met. 3. Maximum body lengths are calculated to remain within the overhang ratio of 60% of the wheel base. Cab gaps may vary. 4. Isuzu Truck (UK) Ltd. shall have no liability whatsoever should the information supplied have incorrect data, descriptions or illustrations.

# N35.125(SE) Light Mechanical Specification (standard equipment)



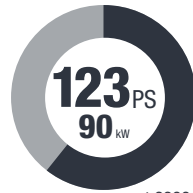
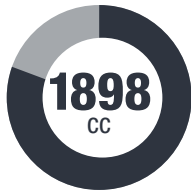
EURO 6

## POWER & TORQUE

<b>Engine</b>	
<b>Make &amp; model:</b>	RZ4E – Isuzu turbo intercooled DOHC 4 cylinder diesel. Lean NOx trap.

<b>Bore x stroke:</b>	80 x 94.4mm
-----------------------	-------------

<b>Capacity:</b>	<b>Max Power:</b>
------------------	-------------------



at 3200rpm

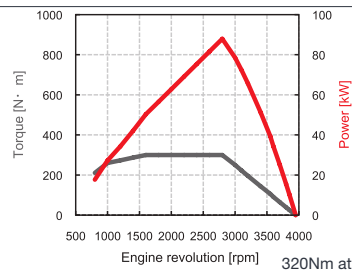
<b>Transmission</b>	
<b>Make &amp; model:</b>	Isuzu electro hydraulic controlled 6 speed synchromesh MYY6E with fully automated and sequential shift modes.

<b>Ratios:</b>	1st - 5.979; 2nd - 3.434; 3rd - 2.040; 4th - 1.379; 5th - 1.000; 6th - 0.759; Reverse - 5.701
----------------	---

<b>Rear Axle Ratio:</b>	4.300:1
-------------------------	---------

<b>Clutch</b>	
<b>Type:</b>	Fluid coupling torque converter type with lock up clutch.

### Power & Torque



<b>Electrical</b>	
<b>Type:</b>	2 x 12V 540CCA 70Ah battery with 12V/150A alternator.

<b>Tyres/Wheels</b>	
<b>Tyres:</b>	205/75 R16 radial.
<b>Wheels:</b>	5.50J x 16, 5-stud.
<b>Spare:</b>	1 x wheel and tyre.

<b>Revised Light Frame</b>	
<b>Type:</b>	Parallel ladder type channel section straight side rails, riveted upper flange.

<b>Axles</b>	
<b>Front:</b>	Independent type.
<b>Rear:</b>	Banjo fully floating.

<b>Suspension</b>	
<b>Front:</b>	Double wishbone and transverse parallel leaf suspension with hydraulic shock absorbers.
<b>Rear:</b>	Semi-elliptical steel suspension with hydraulic shock absorbers.

<b>Brakes</b>	
<b>System:</b>	Vacuum servo assisted hydraulic dual line with ABS, EBD (electronic brake distribution), EVSC (electronic vehicle stability control), ASR (anti slip regulation).

<b>Front:</b>	265mm ventilated discs with asbestos free pads.
<b>Rear:</b>	290mm drums with asbestos free linings.
<b>Park:</b>	Mechanical drum brake rear of transmission.

<b>Fuel Tank</b>	
<b>Capacity:</b>	68 LITRES

## CAB FEATURES

<b>Cab Exterior</b>	
<b>Type:</b>	Hexapod, white (standard) or metallic grey (option), all-steel.

<b>Features:</b>	Manual tilt to 45 deg. Tinted widescreen. Chrome radiator grille. Plastic resin non-slip entry steps. 90 deg. opening doors. Zinc galvanised frame structure. Steel reinforced composite front bumper with fog and daytime running lamps. Two halogen head lamps with indicators. Front mudguards with spray suppression. Keyless door entry and immobiliser.
------------------	---

<b>Cab Interior</b>	
<b>Features:</b>	Flame-resistant interior trim. Vinyl floor matting. Pillar mounted entrance grab handles both sides. Driver and passenger SRS airbags.

<b>Seats (cloth)</b>	
<b>Features:</b>	Driver's fully adjustable suspension seat with head restraint. Dual passenger seat with folding back. Driver and outer passenger retractable diagonal seat belts with pre-tensioner. Centre seat lap belt.

<b>Vision</b>	
<b>Features:</b>	Large foldable mirrors. Interior rear view mirror on collapsible mounting. Driver and passenger sun visors. Deep cut side windows to reduce blind spots. Electric windows with driver control and lock.

<b>Steering</b>	
<b>Features:</b>	Rack and pinion with full integral hydraulic power assistance. Tilt and telescopic steering column.

<b>Instruments</b>	
<b>Features:</b>	Speedometer with odometer & trip. Rev counter. Fuel gauge. Engine coolant temperature.

<b>Switches &amp; Electrical</b>	
<b>Features:</b>	Combination stalk incorporating headlamps, indicators, fog lamp, washers and wipers. Steering wheel horn. Engine idle control. Headlamp levelling. Engine quick warm-up. Central locking. Cigarette lighter. DPD, EVSC and ASR control. Hazard warning lights. Kenwood DAB radio with Bluetooth (Sat Nav option available). Gear selector. First gear start. Economy mode.

<b>Warning/Indicator Lamps</b>	
<b>Features:</b>	Battery charge. Oil pressure. Low fuel. Glow plug operation. High beam and indicators. Park brake warning. Fuel/water separator. Check engine. Engine over heat. EVSC. ABS. Front and rear fog lights. Seat belt warning. Brake fluid level. SRS air bag. Brake vacuum loss. DPD operation. Gear position indicator.

<b>Tool Kit</b>	
<b>Features:</b>	Jack with a small selection of hand tools.

## WARRANTY

All chassis cabs come with a 3 year unlimited mileage warranty and roadside assistance as standard. Terms and conditions apply.

Isuzu-backed Repair and Maintenance contracts available upon request.

## SAFETY & SECURITY

<b>R29 cab strength:</b>	Complies with ECE-R29 cab strength standard.
<b>Central locking:</b>	Central locking with remote keyless entry and immobiliser.
<b>Rear bumper:</b>	Steel rear under run bar.
<b>Seatbelts:</b>	Red diagonal and lap belts.

For further information please contact your local dealer or phone us direct:

**01707 282930 | www.isuzutruck.co.uk**

